

NAVY SPORT SHIRT

Men's

6.8 oz., 100% pre-shrunk extra heavyweight cotton. Soft fashion knit contoured collar and welt sleeve bands S, M, L, XL, 2X, 3X



Women's

S, M, L, XL, 2X

\$15.00 + shipping



American Red Cross

of Montana

In-Stock Products



White or Khaki

LOW PROFILE STRUCTURED CAP

6 panel, poly/cotton twill

\$15.00 + shipping



LAPEL PINS

\$4.00 + shipping



Products are available in other colors through special order for an additional charge.

Customized embroidery is also available. Call for a quote.

TO ORDER CONTACT



406-273-6193 • sam@kdesignmarketing.com
Credit Card or Purchase Order Payment



CHARCOAL FLEECE JACKET

Pull over 1/2 zip Polar Fleece Jacket. 13.6 oz 100% Polyester; 280 GSM anti-pill fleece.

Full-size Nylon-reinforced Pockets

Elastic Cuffs and Hem.

S, M, L, XL, 2X, 3X, 4X, 5X

\$32.00 + shipping

American Red Cross - Special Order and Custom LOGOED APPAREL



6002M — \$15.00

MEN'S PIQUE SPORT SHIRT
by Anvil

6.8 oz., 100% pre-shrunk extra heavy-weight cotton.

Soft fashion knit contoured collar and welt sleeve bands.

Sizes: S-3X



8602 — \$15.00

WOMEN'S PIQUE SPORT SHIRT by Anvil

Sizes: S-2X

4640
\$19.00

MEN'S LONG SLEEVE SPORT SHIRT by Anvil

5.6 oz., 50% Polyester/50% Cotton Jersey with Stain Repel & Release. Soft

fashion knit contoured collar and welt sleeve bands. Three high gloss wood-tone buttons. Clean-finished Allen Solley placket with ¼" reinforced box. Double-needle bottom hem. Single-needle neck, shoulder, armhole and sleeve. Side seamed with 2½" vents.

Sizes: S-3X



75042-007-H
\$33.00

LADIES' LONG SLEEVE SPORT SHIRT

65% polyester/35% combed cotton with Teflon® fabric protector, 6.2 oz

Solid pique body

Three-button placket

Matching flat knit collar and cuffs

Spandex enhanced rib cuffs

Easy care

Companion style

Sizes: S-2X




For available colors see next page


Men's Short Sleeve Polo Colors




Women's Short Sleeve Polo Colors



Men's Long Sleeve Polo Colors



Women's Long Sleeve Polo Colors



SIZE MEASUREMENT CHARTS

MEN'S SIZING BODY MEASUREMENTS	XS	S	M	L	XL	XXL	3X	4X	5X
Chest	33-35"	36-38"	39-42"	43-46"	47-50"	50-53"	54-56"	57-60"	61-63"
Hip	31-33"	34-36"	37-40"	41-44"	45-48"	49-52"	53-55"	56-59"	60-62"
Sleeve Length	32.5-33"	33-33.5"	34-34.5"	35-35.5"	36-36.5"	37-37.5"	38-38.5"	38.5-39"	39-39.5"

LADIES SIZING BODY MEASUREMENTS	XS	S	M	L	XL	XXL	3X
Chest	31-32.5"	33-35"	36-38"	39-41"	42-43.5"	44-45.5"	47-48.5"
Hip	32-33.5"	34-36"	37-39"	40-42"	43-44.5"	45-46.5"	48-49.5"
Sleeve Length	30-30.5"	30.5-31"	31.5-32"	32.5-33"	33.5-34"	34.5-35"	35-35.5"

YOUTH SIZING BODY MEASUREMENTS	S	M	L	XL
Chest	26-27"	28-29"	30-31"	32-33"
Hip	26-27"	28-29"	30-31"	32-33"
Sleeve Length	25-26"	27-27.5"	28-28.5"	29-30"

IMPORTANT: For the most accuracy follow the measuring instructions. See diagram below.

CHEST: Measure just under the arms and across shoulder blades holding tape firm and level.

HIP: In standing position, measure around the fullest point of your hip.

SLEEVE LENGTH: With arm relaxed at side and slightly bent measure from center back neck, over the shoulder, down to the outer wrist.

