

## NAVY SPORT SHIRT

Men's

6.8 oz., 100% pre-shrunk extra heavyweight cotton. Soft fashion knit contoured collar and welt sleeve bands S, M, L, XL, 2X, 3X



Women's

S, M, L, XL, 2X

\$15.00 + shipping



# American Red Cross

of Montana

## In-Stock Products



White or Khaki

LOW PROFILE STRUCTURED CAP

6 panel, poly/cotton twill

\$15.00 + shipping



LAPEL PINS

\$4.00 + shipping



*Products are available in other colors through special order for an additional charge.*

*Customized embroidery is also available. Call for a quote.*

### TO ORDER CONTACT



406-273-6193 • sam@kdesignmarketing.com  
Credit Card or Purchase Order Payment



CHARCOAL FLEECE JACKET

Pull over 1/2 zip Polar Fleece Jacket. 13.6 oz 100% Polyester; 280 GSM anti-pill fleece.

Full-size Nylon-reinforced Pockets

Elastic Cuffs and Hem.

S, M, L, XL, 2X, 3X, 4X, 5X

\$32.00 + shipping

# American Red Cross - Special Order and Custom LOGOED APPAREL



**6002M — \$15.00**

**MEN'S PIQUE SPORT SHIRT**  
by Anvil

6.8 oz., 100% pre-shrunk extra heavy-weight cotton.

Soft fashion knit contoured collar and welt sleeve bands.

Sizes: S-3X



**8602 — \$15.00**

**WOMEN'S PIQUE SPORT SHIRT** by Anvil

Sizes: S-2X

**4640**  
**\$19.00**

**MEN'S LONG SLEEVE SPORT SHIRT** by Anvil

5.6 oz., 50% Polyester/50% Cotton Jersey with Stain Repel & Release. Soft

fashion knit contoured collar and welt sleeve bands. Three high gloss wood-tone buttons. Clean-finished Allen Solley placket with ¼" reinforced box. Double-needle bottom hem. Single-needle neck, shoulder, armhole and sleeve. Side seamed with 2½" vents.

Sizes: S-3X



**75042-007-H**  
**\$33.00**

**LADIES' LONG SLEEVE SPORT SHIRT**

65% polyester/35% combed cotton with Teflon® fabric protector, 6.2 oz

Solid pique body

Three-button placket

Matching flat knit collar and cuffs

Spandex enhanced rib cuffs

Easy care

Companion style

Sizes: S-2X




**For available colors see next page**


## Men's Short Sleeve Polo Colors




## Women's Short Sleeve Polo Colors



## Men's Long Sleeve Polo Colors



## Women's Long Sleeve Polo Colors



**SIZE MEASUREMENT CHARTS**

<b>MEN'S SIZING BODY MEASUREMENTS</b>	<b>XS</b>	<b>S</b>	<b>M</b>	<b>L</b>	<b>XL</b>	<b>XXL</b>	<b>3X</b>	<b>4X</b>	<b>5X</b>
Chest	33-35"	36-38"	39-42"	43-46"	47-50"	50-53"	54-56"	57-60"	61-63"
Hip	31-33"	34-36"	37-40"	41-44"	45-48"	49-52"	53-55"	56-59"	60-62"
Sleeve Length	32.5-33"	33-33.5"	34-34.5"	35-35.5"	36-36.5"	37-37.5"	38-38.5"	38.5-39"	39-39.5"

<b>LADIES SIZING BODY MEASUREMENTS</b>	<b>XS</b>	<b>S</b>	<b>M</b>	<b>L</b>	<b>XL</b>	<b>XXL</b>	<b>3X</b>
Chest	31-32.5"	33-35"	36-38"	39-41"	42-43.5"	44-45.5"	47-48.5"
Hip	32-33.5"	34-36"	37-39"	40-42"	43-44.5"	45-46.5"	48-49.5"
Sleeve Length	30-30.5"	30.5-31"	31.5-32"	32.5-33"	33.5-34"	34.5-35"	35-35.5"

<b>YOUTH SIZING BODY MEASUREMENTS</b>	<b>S</b>	<b>M</b>	<b>L</b>	<b>XL</b>
Chest	26-27"	28-29"	30-31"	32-33"
Hip	26-27"	28-29"	30-31"	32-33"
Sleeve Length	25-26"	27-27.5"	28-28.5"	29-30"

**IMPORTANT:** For the most accuracy follow the measuring instructions. See diagram below.

**CHEST:** Measure just under the arms and across shoulder blades holding tape firm and level.

**HIP:** In standing position, measure around the fullest point of your hip.

**SLEEVE LENGTH:** With arm relaxed at side and slightly bent measure from center back neck, over the shoulder, down to the outer wrist.

